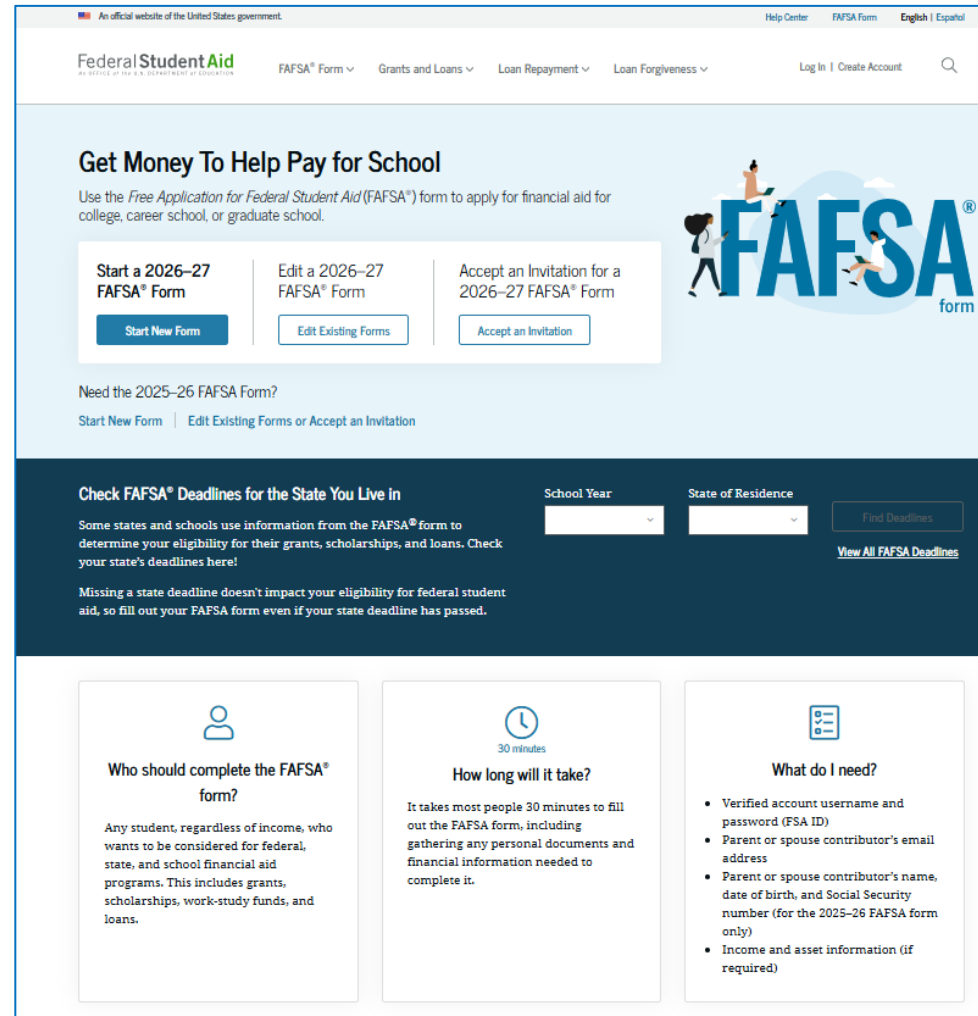


Independent Student Who Is Single and a Non-Tax Filer

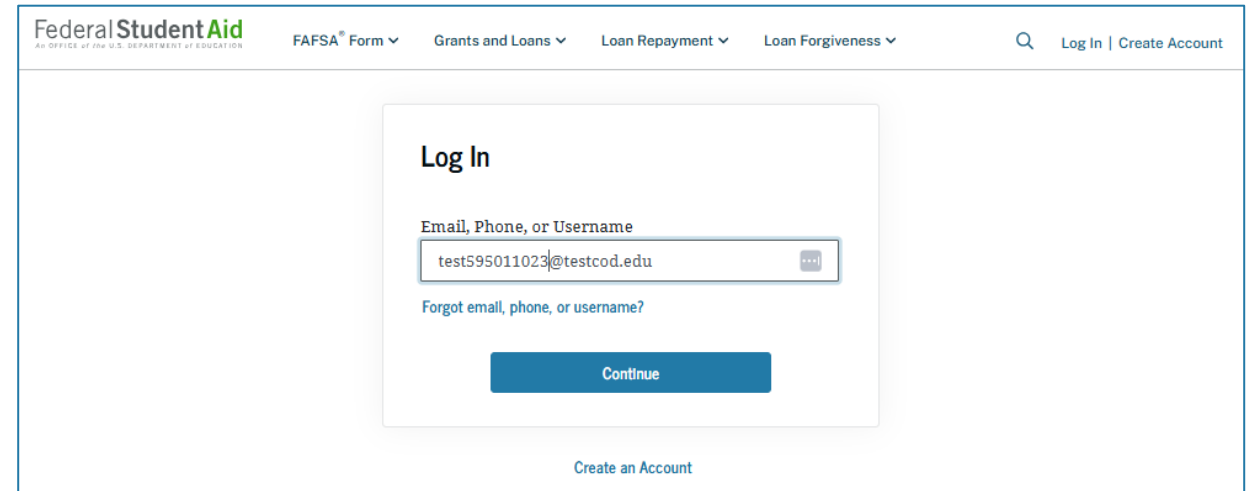
Independent Student: FAFSA® Form Landing Page

This is the main FAFSA® landing page. On this page, students are directed to "Start New Form," "Edit Existing Form," or "Accept an Invitation." For this section of the presentation, the student is beginning a new application.

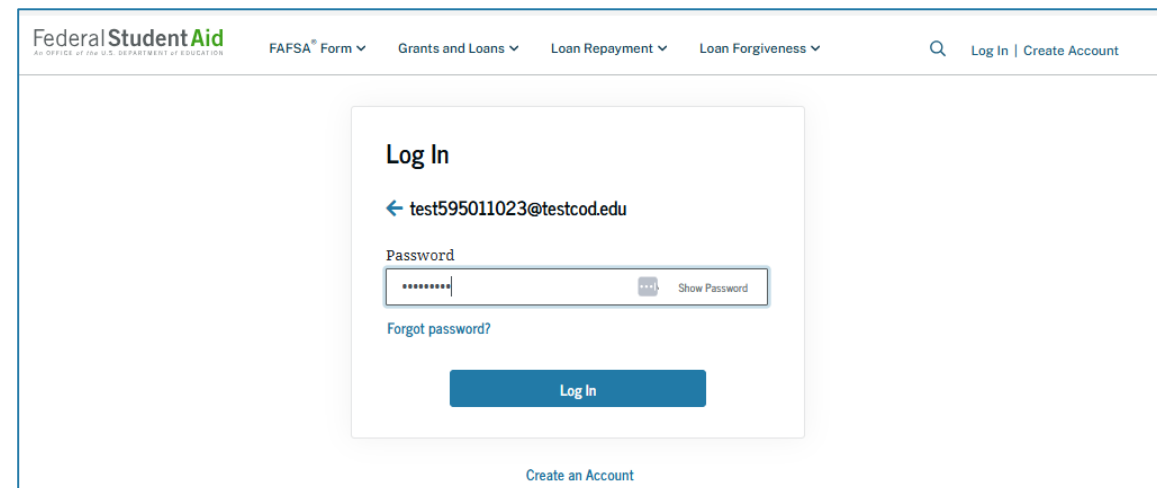


Independent Student: Log-in

If the student selects "Start New Form" on the FAFSA® landing page and they are not logged in to StudentAid.gov, the student is taken to the "Log In" page to enter their credentials. To access the FAFSA form, all students are required to have a StudentAid.gov account username and password. If the student doesn't have a username and password, they can select "Create an Account."



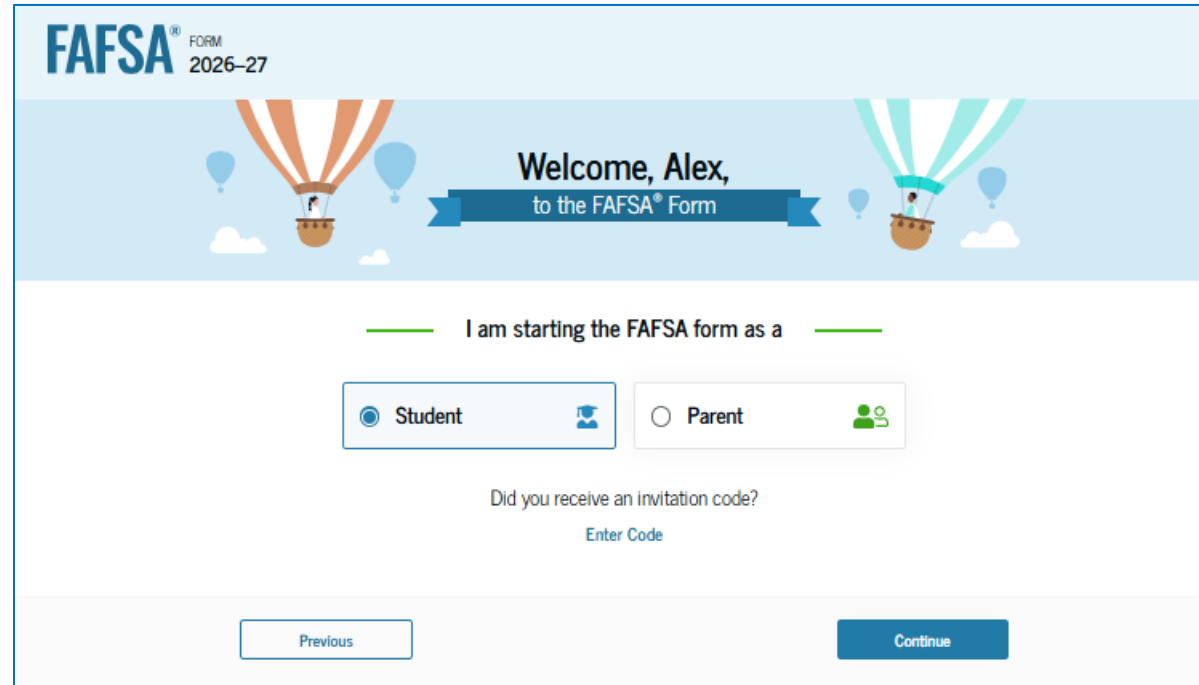
The screenshot shows the Federal Student Aid website's "Log In" page. The header includes the Federal Student Aid logo and navigation links for FAFSA Form, Grants and Loans, Loan Repayment, and Loan Forgiveness. A search icon and "Log In | Create Account" link are also present. The main content area features a "Log In" heading, a text input field for "Email, Phone, or Username" containing the test email "test595011023@testcod.edu", a "Forgot email, phone, or username?" link, and a blue "Continue" button. A "Create an Account" link is located at the bottom of the form area.



The screenshot shows the Federal Student Aid website's "Log In" page. The header is identical to the previous screenshot. The main content area features a "Log In" heading, a back arrow icon, and the email "test595011023@testcod.edu" displayed above the input field. Below this is a "Password" label and a text input field with masked characters and a "Show Password" link. A "Forgot password?" link is positioned below the password field. A blue "Log In" button is centered below the password field. A "Create an Account" link is at the bottom of the form area.

Independent Student: Roles

After logging in, the student can select the applicable role to fill out the FAFSA® form: "Student" or "Parent." The student also has the option to "Enter Code" if they received an invitation code. The student selects "Student."



The screenshot shows the FAFSA 2026-27 login interface. At the top left is the logo "FAFSA® FORM 2026-27". The header features a light blue background with illustrations of hot air balloons and a banner that reads "Welcome, Alex, to the FAFSA® Form". Below the banner, the text "I am starting the FAFSA form as a" is followed by two radio button options: "Student" (selected) and "Parent". Below these options, the text "Did you receive an invitation code?" is followed by a link "Enter Code". At the bottom, there are two buttons: "Previous" and "Continue".

Independent Student: Onboarding (1 of 4)

When the student starts the 2026–27 FAFSA® form for the first time, they are taken through the FAFSA onboarding process. The first onboarding page provides an introduction of the FAFSA form and an accompanying video. Documents that may be needed to fill out the form are also listed on this page.

FAFSA® FORM 2026–27 Student Alex Tran

Understanding the FAFSA® Form

1 of 4

What is the FAFSA® form?

Use the *Free Application for Federal Student Aid* (FAFSA®) form to apply for grants, scholarships, work-study funds, and loans for college or graduate school.

You might need the following information or documents as you fill out the FAFSA form:

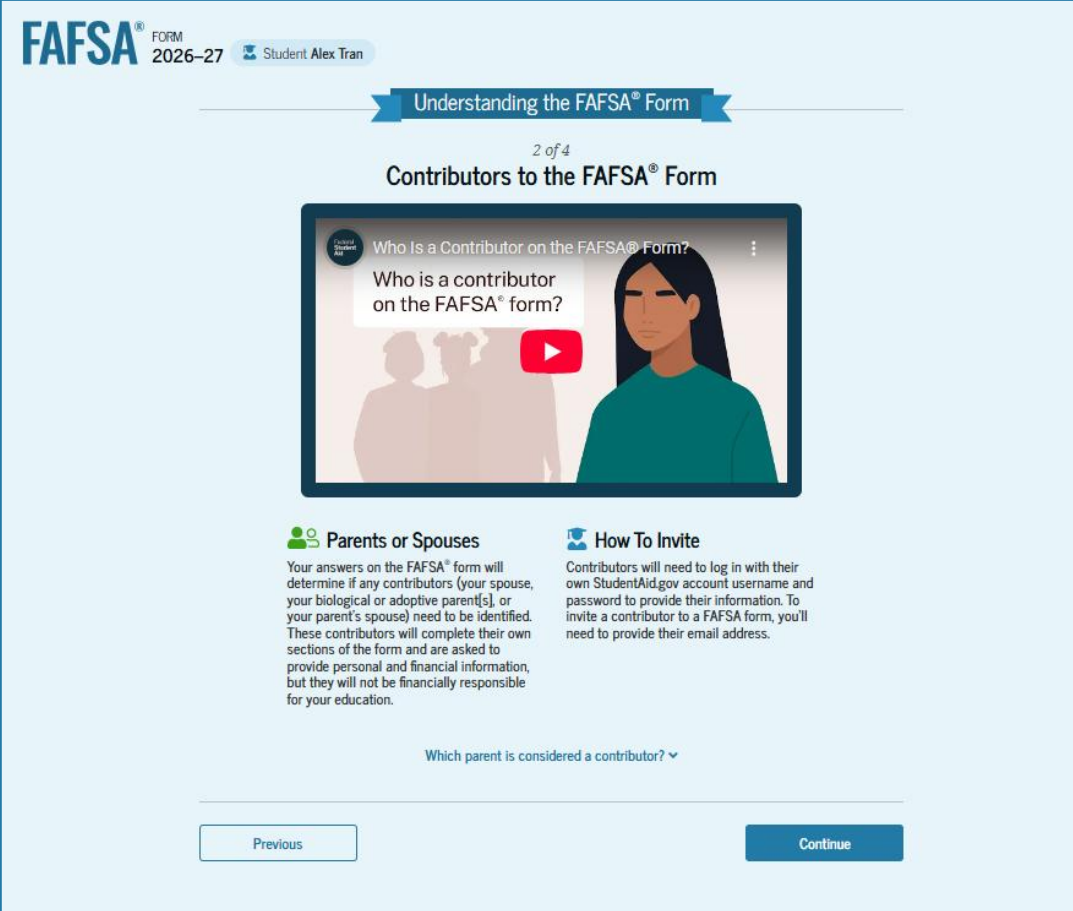
- Tax returns
- Records of child support received
- Current balances of cash, savings, and checking accounts
- Net worth of investments, businesses, and farms

What is FAFSA®?
What is FAFSA® and why is it important?

Previous Continue

Independent Student: Onboarding (2 of 4)

The second FAFSA® onboarding page provides information and a video about contributors who may be required to participate on the student's FAFSA form. This page also provides information about how the student will invite contributors to the FAFSA form.



FAFSA® FORM 2026-27 Student Alex Tran

Understanding the FAFSA® Form

2 of 4

Contributors to the FAFSA® Form

Who is a Contributor on the FAFSA® Form?

Who is a contributor on the FAFSA® form?

Parents or Spouses

Your answers on the FAFSA® form will determine if any contributors (your spouse, your biological or adoptive parent[s], or your parent's spouse) need to be identified. These contributors will complete their own sections of the form and are asked to provide personal and financial information, but they will not be financially responsible for your education.

How To Invite

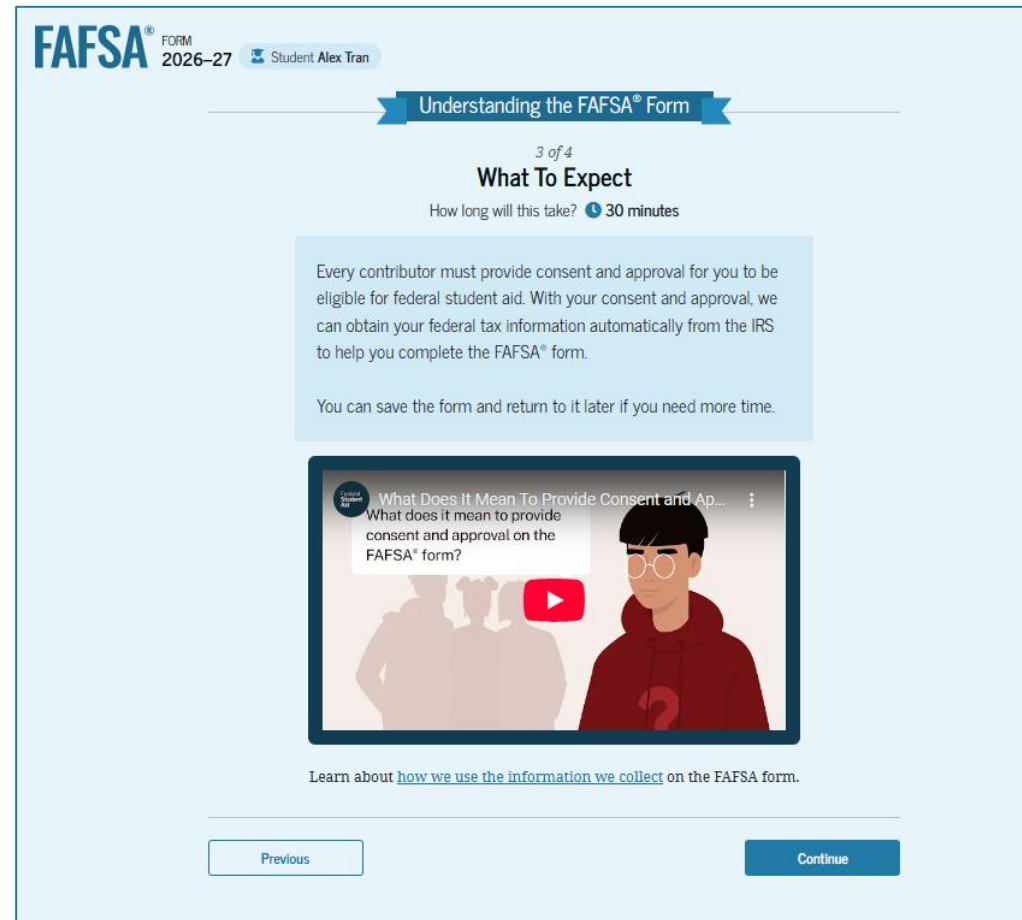
Contributors will need to log in with their own StudentAid.gov account username and password to provide their information. To invite a contributor to a FAFSA form, you'll need to provide their email address.

Which parent is considered a contributor? ▾

Previous Continue

Independent Student: Onboarding (3 of 4)

The third FAFSA® onboarding page provides information about what the student can expect when completing the FAFSA form. This includes information about consent and approval, a time estimate for completing the form, and that the student can save the form and return later if needed, along with an accompanying video.



FAFSA® FORM 2026-27 Student Alex Tran

Understanding the FAFSA® Form

3 of 4
What To Expect
How long will this take? 30 minutes

Every contributor must provide consent and approval for you to be eligible for federal student aid. With your consent and approval, we can obtain your federal tax information automatically from the IRS to help you complete the FAFSA® form.

You can save the form and return to it later if you need more time.

What Does It Mean To Provide Consent and Ap...
What does it mean to provide consent and approval on the FAFSA® form?

Learn about [how we use the information we collect](#) on the FAFSA form.

Previous Continue

Independent Student: Onboarding (4 of 4)

The last FAFSA® onboarding page provides information and a video about what to expect once the FAFSA form is completed, submitted, and processed. On this page, the student can select "Start FAFSA Form" to begin.

FAFSA® FORM 2026-27 Student Alex Tran

Understanding the FAFSA® Form

4 of 4

After Submitting the FAFSA® form

After submission, you'll need to check on the status of your FAFSA form and make corrections, if required.

What Happens After Submitting Your FAFSA® Form?

- Your form will be processed in one to three days.
- You'll be able to view your FAFSA Submission Summary. It will include the Student Aid Index (SAI), an index number used to determine federal student aid eligibility.
- Schools will use your SAI to create your financial aid offer that explains the types and amounts of aid they are offering you. Most schools only send an aid offer when they accept you for admission.

Previous Start FAFSA Form

Independent Student: Student Identity Information

This is the first page within the student section. The student can verify that the personal information is correct. To update any of the personal information, the student must access their account settings on StudentAid.gov.

The screenshot shows the FAFSA 2026-27 interface for Student Alex Tran. The page title is "Student Identity Information" and it includes a instruction to review and verify the information. The displayed information is as follows:

Name	Alex Tran
Date of Birth	12/20/2000
Social Security Number	•••••-9003
Email Address	599889003test@testcoh.edu
Mobile Phone Number	(555) 557-6964

To update this information for all U.S. Department of Education communications, go to [Account Settings](#).

Independent Student: Student Identity Information (Continued)

This is a continuation of the first page within the student section.

The student can verify their mailing address on this part of the page. To update this information, the student must access their account settings on StudentAid.gov.

Permanent Mailing Address
Include apartment number.
1123 test

City
Birmingham

State
AL

Zip Code
25555

Country ⓘ

[Continue](#)

Independent Student: State Of Residence

The student is asked about their state of residence. The student selects the state from a drop-down box and provides the month and year when they became a resident.

The screenshot shows the FAFSA 2026-27 interface for Student Alex Tran. The page title is "Student State of Residence". Under the heading "State", there is a dropdown menu with "Iowa (IA)" selected. Below this, there is a section titled "Date the Student Became a Resident of Iowa (IA)". The instructions state: "If the student was born in Iowa (IA) and has not moved out of state since, enter their date of birth. Otherwise, enter the date the student moved to Iowa (IA)." The date is entered as "01" for the month and "2006" for the year. At the bottom of the form, there are "Previous" and "Continue" buttons.

FAFSA[®] FORM 2026-27 Student Alex Tran Save FAFSA Menu

Student State of Residence

State
Usually, this is the state where the student lives while not attending school.

Iowa (IA)

Date the Student Became a Resident of Iowa (IA)
If the student was born in Iowa (IA) and has not moved out of state since, enter their date of birth. Otherwise, enter the date the student moved to Iowa (IA).

Month Year
01 2006

Previous Continue

Independent Student: Provide Consent and Approval

This page informs the student about consent, approval, and the use of federal tax information. By providing consent and approval, the student's federal tax information is transferred directly from the IRS into the FAFSA® form to help complete the "Your Finances" section.

The screenshot shows the FAFSA 2026-27 interface for Student Alex Tran. The main heading is "Provide Consent and Approval or You Won't Be Eligible for Federal Student Aid". A green summary box contains the following text: "Your consent and approval are needed to retrieve and disclose federal tax information. With your consent and approval, we can obtain tax return information automatically from the IRS to help you complete the FAFSA® form. If you don't provide consent and approval, you will not be eligible for federal student aid, including grants and loans. You must provide consent and approval even if you didn't file a U.S. federal tax return or any tax return." Below this, three bullet points with arrows provide further details: "Get your 2024 tax return information for the 2026-27 FAFSA form.", "Federal tax information is used to determine your eligibility for federal student aid.", and "Tax return information is required to complete the FAFSA form." The page continues with a consent statement: "By accepting below, I consent to the disclosure of information about me, and affirmatively approve of" followed by a list of items: "the receipt and use of my federal tax information, and the redisclosure of my federal tax information by the U.S. Department of Education (ED), as described herein." The final section states: "By accepting below, I consent to and affirmatively approve of, as applicable, the following:" followed by a detailed paragraph explaining the ED's disclosure process for tax information to determine eligibility for federal student aid.

Independent Student: Provide Consent and Approval (Continued)

This is a continuation of the consent and approval page. Frequently asked questions about consent and approval are provided that the student can expand and collapse. The student selects "Approve" to provide consent and approval and is taken to the next page.

By consenting and providing my affirmative approval, I further understand the following:

1. My consent and affirmative approval are required, as a condition of my eligibility or the eligibility of a FAFSA applicant who has requested that I share my federal tax information on their FAFSA form, for federal student aid under a program authorized under subpart 1 of part A, part C, or part D of Title IV of the Higher Education Act of 1965, as amended, even if I did not file a U.S. federal tax return.
2. I am providing my written consent for the redisclosure of my federal tax information by ED to include, but not limited to, institutions of higher education, state higher education agencies, designated scholarship organizations, their respective contractors and auditors, other family members participating in the FAFSA form, Office of Inspector General, under 26 U.S.C. § 6103(i)(13)(D), and with my further express written consent obtained by an institution of higher education, the redisclosure of FAFSA information pursuant to the terms and conditions of 20 U.S.C. § 1098h(c).
3. Any federal tax information received from the IRS at a later date shall supersede any manually entered financial or income information on the FAFSA form.
4. ED may request updated federal tax information from the IRS once my consent and approval are provided. If federal tax information has changed (e.g., amended tax return filed with revised information), then eligibility for and amounts of federal, state, and institutional financial aid may change.
5. If I do not consent to the redisclosure of my federal tax information to institutions of higher education, state higher education agencies, designated scholarship organizations, and their respective contractors, ED will be unable to calculate my eligibility for federal student aid or the eligibility of a FAFSA applicant who has requested that I share my federal tax information on their FAFSA form.

By accepting below, I consent electronically to the use of my StudentAid.gov account username and password (FSA ID) as my signature and certify under penalty of perjury under the laws of the United States of America, that the foregoing is true and correct. I understand that any falsification of this statement is punishable under the provisions of 18 U.S.C. § 1001 by a fine, imprisonment of not more than five years, or both, and that the knowing and willful request for or acquisition of records pertaining to an individual under false pretenses is a criminal offense under the Privacy Act of 1974, subject to a fine of not more than \$5,000 fine (5 U.S.C. § 552(a)(i)(3)). By accepting and submitting my part of the FAFSA, my execution (including date and time) of consent and approval will be logged in ED's Person Authentication Service System of Record (18-11-12).

— Frequently Asked Questions —

Who should provide consent and approval? ⌵

If I'm married and didn't file a joint tax return with my current spouse, does my spouse have to provide consent and approval for you to access their tax information? ⌵

What happens after I provide consent and approval? ⌵

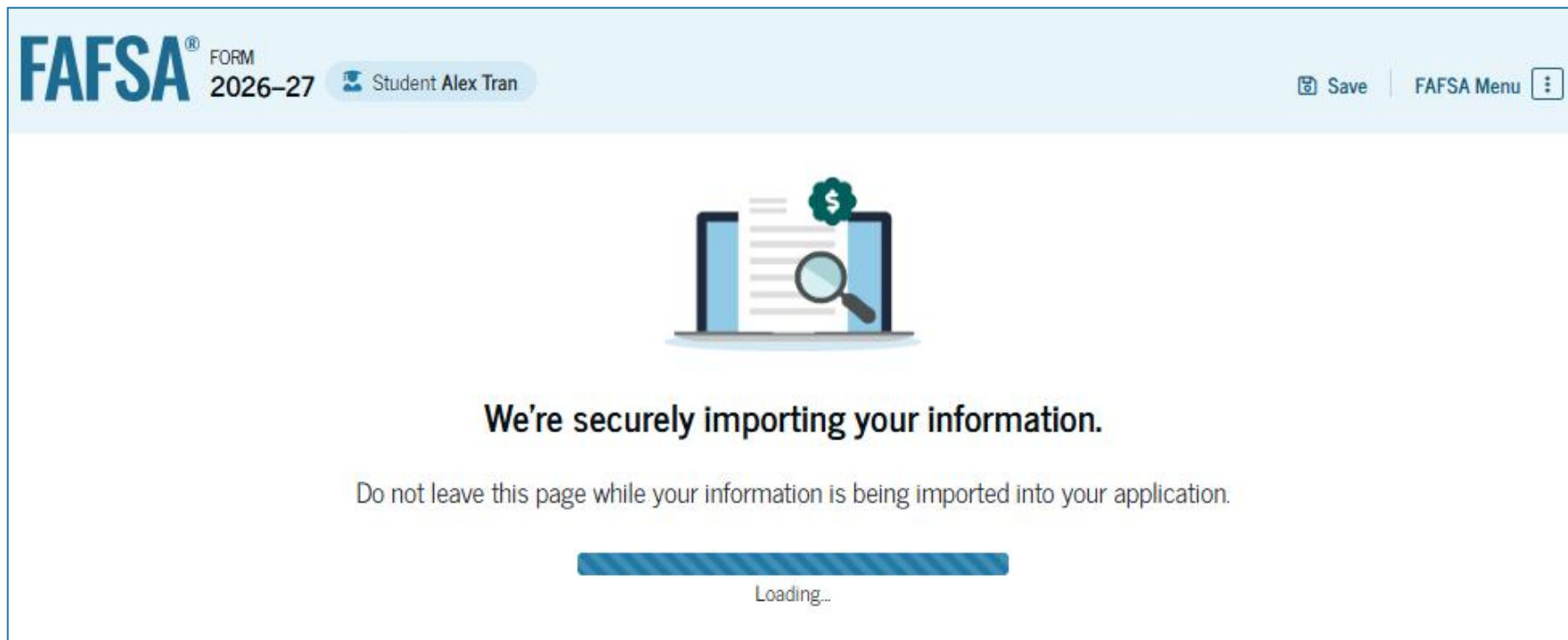
What happens if I decline consent and approval? ⌵

Select "Approve" to provide consent and approval for the use of your federal tax information to determine your eligibility for federal student aid. If you select "Decline," you will not be eligible for federal student aid.

Previous
Decline Approve

Independent Student: Imports IRS Information

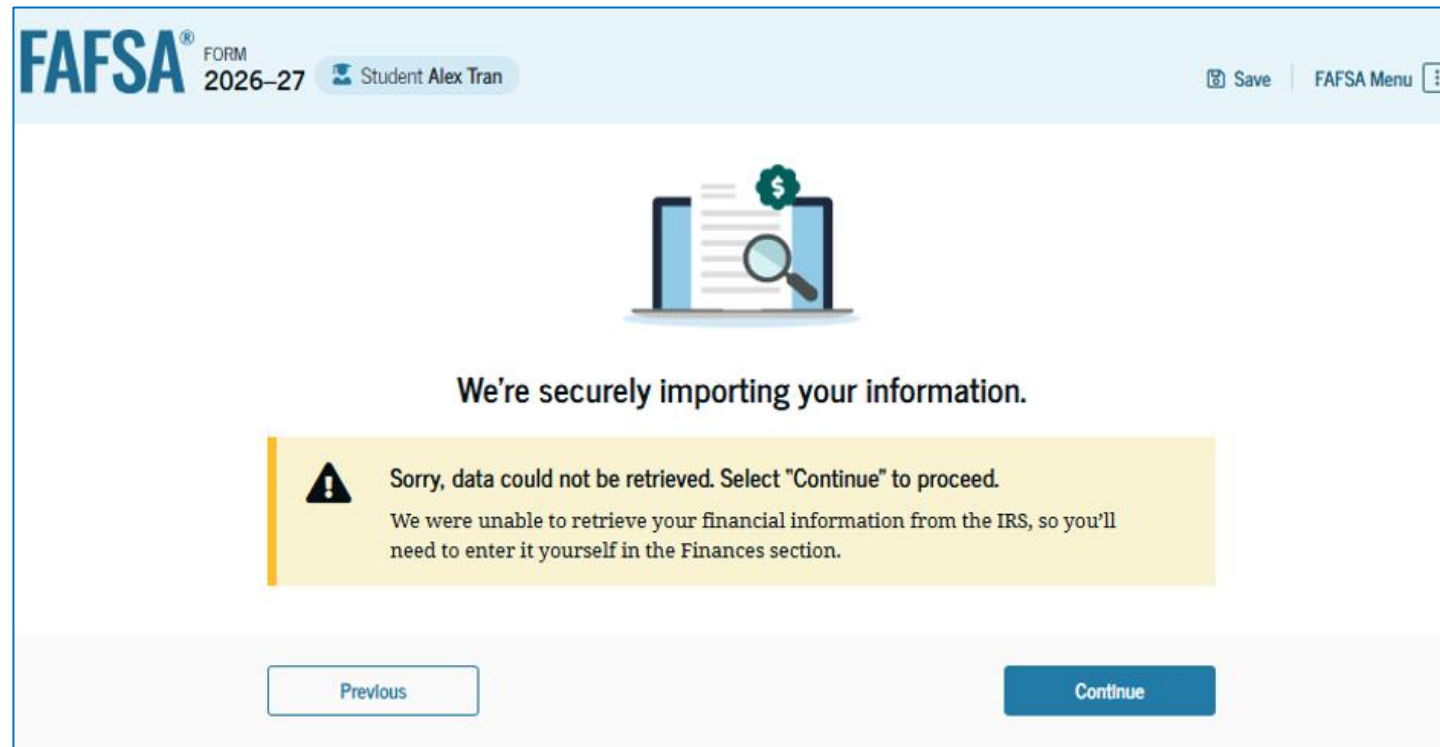
This page imports the student's federal tax information by directly transferring it from the IRS into the FAFSA® form to help complete the "Your Finances" section.



The screenshot shows the FAFSA 2026-27 interface. The header includes the FAFSA logo, the text "FORM 2026-27", and the student's name "Student Alex Tran". On the right side of the header, there are "Save" and "FAFSA Menu" buttons. The main content area features a central illustration of a laptop with a magnifying glass over a document and a dollar sign icon. Below the illustration, the text reads: "We're securely importing your information." followed by "Do not leave this page while your information is being imported into your application." At the bottom, there is a blue progress bar and the text "Loading..".

Independent Student: Imports IRS Information (Continued)

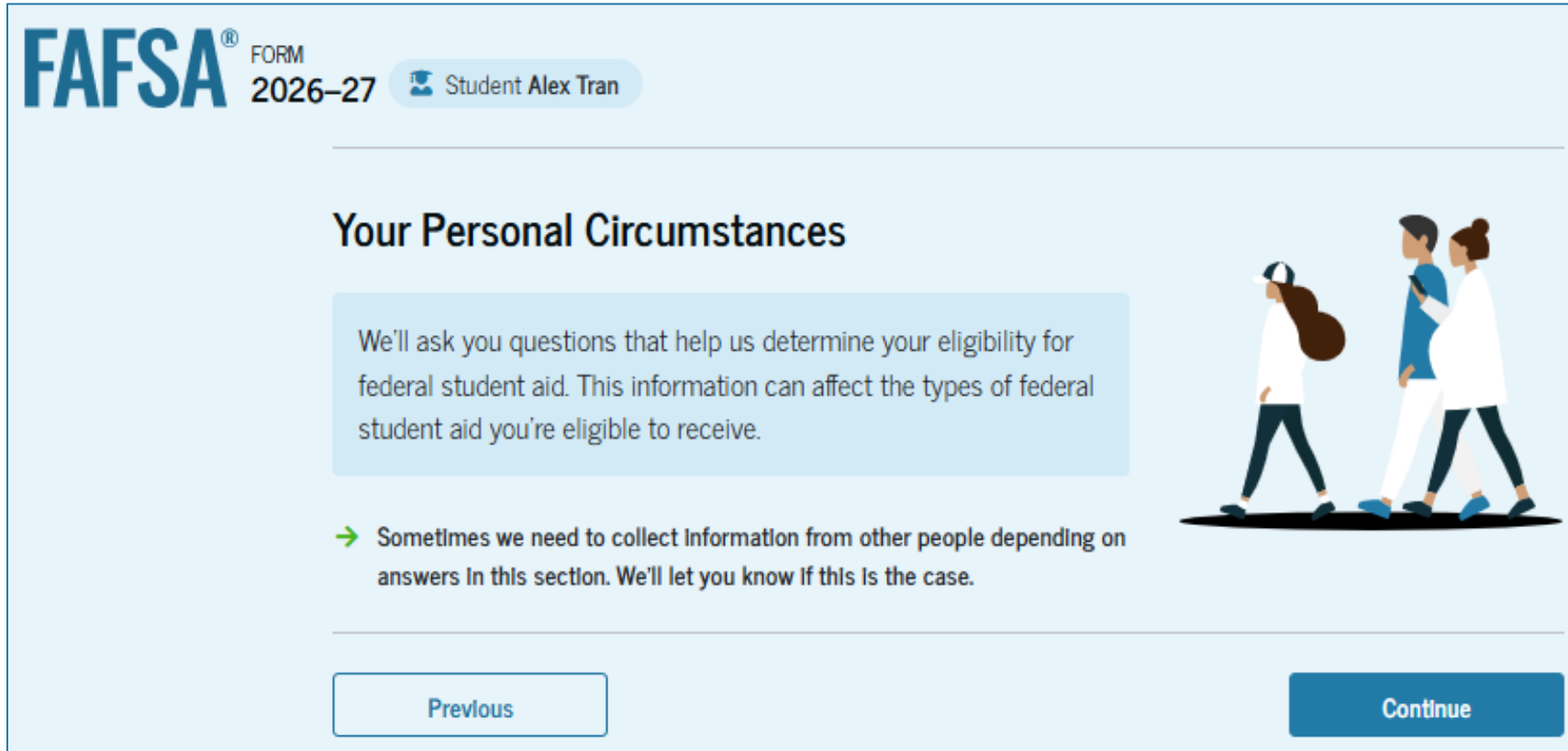
This page displays the results from the IRS import for the student. For this scenario, the student is starting a new FAFSA® form and there is no federal tax information available from the IRS.



The screenshot shows the FAFSA 2026-27 interface for Student Alex Tran. The header includes the FAFSA logo, the form year (2026-27), the student's name, and options to Save or view the FAFSA Menu. The main content area features an illustration of a laptop with a magnifying glass and a dollar sign, indicating a search or import process. Below this, a message states: "We're securely importing your information." A yellow warning box contains the following text: "Sorry, data could not be retrieved. Select 'Continue' to proceed. We were unable to retrieve your financial information from the IRS, so you'll need to enter it yourself in the Finances section." At the bottom, there are two buttons: "Previous" and "Continue".

Introduction: Independent Student Personal Circumstances

This is the first page within the "Your Personal Circumstances" section. It provides an overview of the section.



The screenshot shows the FAFSA 2026-27 interface for Student Alex Tran. The page title is "Your Personal Circumstances". A light blue box contains the text: "We'll ask you questions that help us determine your eligibility for federal student aid. This information can affect the types of federal student aid you're eligible to receive." Below this, a green arrow points to the text: "Sometimes we need to collect information from other people depending on answers in this section. We'll let you know if this is the case." An illustration of three people walking is on the right. At the bottom, there are "Previous" and "Continue" buttons.

FAFSA[®] FORM 2026-27 Student Alex Tran

Your Personal Circumstances

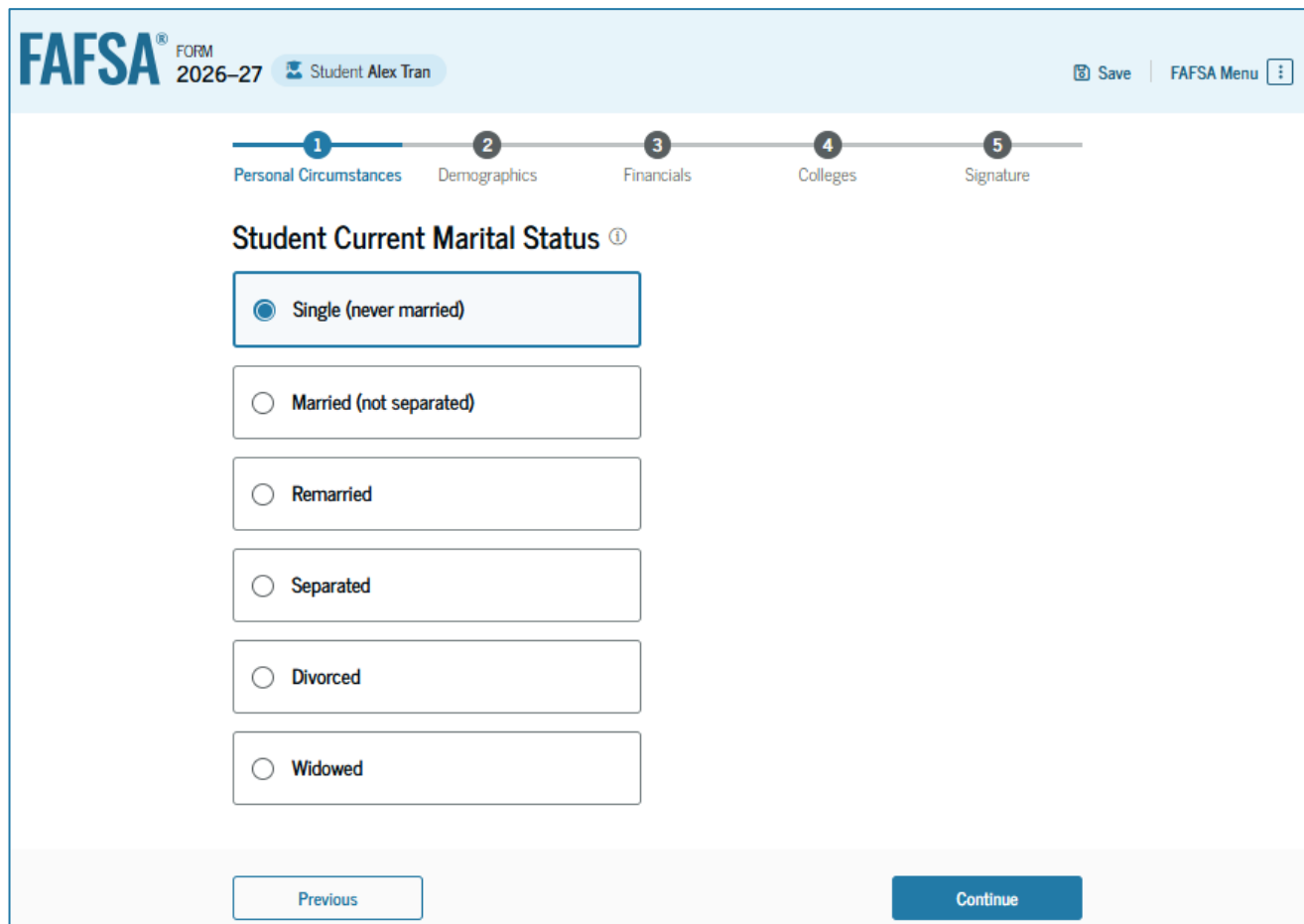
We'll ask you questions that help us determine your eligibility for federal student aid. This information can affect the types of federal student aid you're eligible to receive.

→ Sometimes we need to collect information from other people depending on answers in this section. We'll let you know if this is the case.

Previous Continue

Independent Student: Marital Status

The student is asked about their marital status. The student selects the "Single (never married)" option.



FAFSA[®] FORM 2026-27 Student Alex Tran Save FAFSA Menu

1 Personal Circumstances 2 Demographics 3 Financials 4 Colleges 5 Signature

Student Current Marital Status ⓘ

Single (never married)

Married (not separated)

Remarried

Separated

Divorced

Widowed

Previous Continue

Independent Student: College or Career School Plans

The student is asked about their college grade level for the 2026–27 school year and if the student will have their first bachelor's degree. The student selects "First year (freshman)" and "No" to the question about the student's first bachelor's degree.

The screenshot shows the FAFSA 2026-27 interface for Student Alex Tran. The progress bar indicates the user is on step 4, 'Colleges'. The section is titled 'Student College or Career School Plans'. The first question is 'When the student begins the 2026–27 school year, what will their college grade level be?'. The selected option is 'First year (freshman)'. The other options are 'Second year (sophomore)', 'Other undergraduate (junior and beyond)', and 'Master's, doctorate, or graduate certificate program (such as M.A., MBA, M.D., J.D., Ph.D., Ed.D., etc.)'. The second question is 'When the student begins the 2026–27 school year, will they already have their first bachelor's degree?'. The selected option is 'No'. The 'Yes' option is also visible. At the bottom, there are 'Previous' and 'Continue' buttons.

Independent Student: Personal Circumstances

The student is asked if any of the listed personal circumstances apply. The student selects "None of these apply."

FAFSA[®] FORM 2026-27 Student Alex Tran Save FAFSA Menu

1 Personal Circumstances 2 Demographics 3 Financials 4 Colleges 5 Contributor Invite 6 Signature

Student Personal Circumstances

Select all that apply or "None of these apply."

- The student is currently serving on active duty in the U.S. armed forces for purposes other than training.
- The student is a veteran of the U.S. armed forces.
- The student has children or other people (excluding their spouse) who live with them and receive more than half of their support from the student now and between July 1, 2026, and June 30, 2027.
- At any time since the student turned 13, they were an orphan (no living biological or adoptive parent).
- At any time since the student turned 13, they were a ward of the court.
- At any time since the student turned 13, they were in foster care.
- The student is or was a legally emancipated minor, as determined by a court in their state of residence.
- The student is or was in a legal guardianship with someone other than their parent or stepparent, as determined by a court in their state of residence.
- None of these apply.

Previous Continue

Independent Student: Homelessness Status

The student is asked if they were homeless or at risk of being homeless. The student selects "No."

The screenshot shows the FAFSA 2026-27 application interface for a student named Alex Tran. The progress bar indicates the user is on step 1, 'Personal Circumstances'. The current question is 'Student Homelessness', which asks: 'At any time on or after July 1, 2025, was the student unaccompanied and either (1) homeless or (2) self-supporting and at risk of being homeless?'. Two radio button options are provided: 'Yes' and 'No'. The 'No' option is selected. Navigation buttons for 'Previous' and 'Continue' are visible at the bottom of the form.

FAFSA[®] FORM 2026-27 Student Alex Tran Save | FAFSA Menu

1 Personal Circumstances 2 Demographics 3 Financials 4 Colleges 5 Signature

Student Homelessness

At any time on or after July 1, 2025, was the student unaccompanied and either (1) homeless or (2) self-supporting and at risk of being homeless? ⓘ

Yes No

Previous Continue


Student Dependency Status: Independent Student

Because the student's date of birth is before Jan. 1, 2003, the student is considered an independent student. The student is not required to provide information about their parents due to this status.

FAFSA[®] FORM 2026–27 Student Alex Tran Save FAFSA Menu

1 Personal Circumstances 2 Demographics 3 Financials 4 Colleges 5 Signature

Your Dependency Status

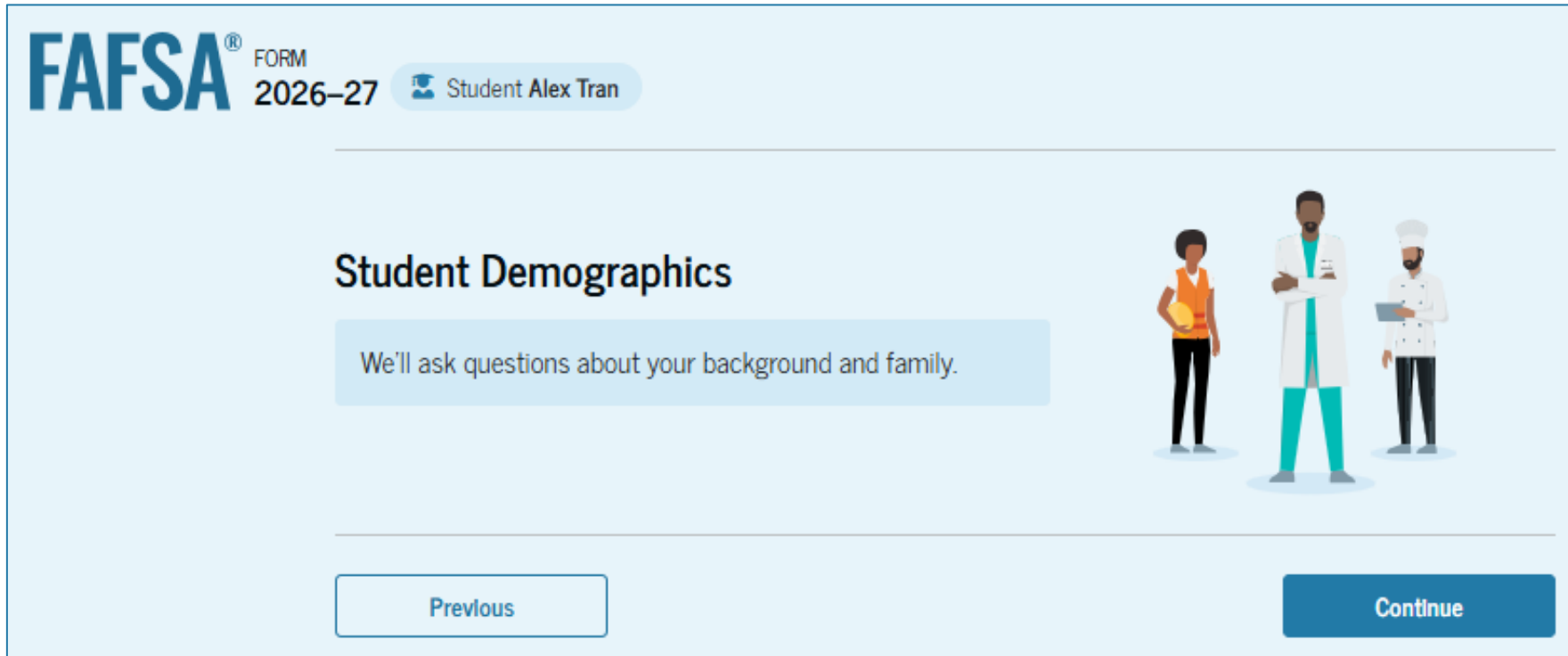
 **Independent Student**

Based on your answers, you're an independent student. This means you don't need to answer financial questions about your parents to complete your FAFSA[®] form.

Previous Continue

Introduction: Independent Student Demographics

This is the first page within the "Student Demographics" section. It provides an overview of the section.



The screenshot shows the FAFSA 2026-27 interface. At the top left, it displays "FAFSA[®] FORM 2026-27" and a user profile for "Student Alex Tran". The main heading is "Student Demographics", followed by the text "We'll ask questions about your background and family." To the right of this text is an illustration of three diverse individuals: a woman in an orange vest holding a yellow hard hat, a man in a white lab coat with his arms crossed, and a man in a white chef's uniform holding a tablet. At the bottom, there are two buttons: "Previous" on the left and "Continue" on the right.

Independent Student: Demographic Information

The student is asked to identify their sex. The student selects "Male."

FAFSA[®] FORM 2026-27 Student Alex Tran Save | FAFSA Menu

1 Personal Circumstances 2 Demographics 3 Financials 4 Colleges 5 Signature

Student Demographic Information

Questions Used for Research Purposes Only and Do Not Affect Federal Student Aid Eligibility

Your answers will not

- affect the student's eligibility for federal student aid,
- be used in any aid calculations, or
- be shared with the schools to which the student applies.

What is the student's sex? ⓘ

Male

Female

Previous Continue

Independent Student: Race and Ethnicity

The student is asked to identify their race. The student selects the checkboxes that apply. After making a selection, a second drop-down box appears, and the student selects the checkboxes that apply.

FAFSA[®] FORM 2026-27 Student Alex Tran Save | FAFSA Menu

Personal Circumstances Demographics Financials Colleges Signature

Student Race and Ethnicity [ⓘ]

Questions Used for Research Purposes Only and Do Not Affect Federal Student Aid Eligibility

Your answers will not

- affect the student's eligibility for federal student aid.
- be used in any aid calculations, or
- be shared with the schools to which the student applies.

What is the student's race and/or ethnicity?
Select all that apply and enter additional details in the spaces below.

American Indian or Alaska Native

Asian

Chinese

Asian Indian

Filipino

Vietnamese

Korean

Japanese

Other Asian (Enter, for example, Pakistani, Hmong, Afghan, etc.)

Black or African American

Hispanic or Latino

Middle Eastern or North African

Native Hawaiian or Pacific Islander

White

Prefer Not To Answer

Previous Continue

Independent Student: Citizenship Status

The student is asked about their citizenship status. The student selects the "U.S. citizen or national" option.

The screenshot displays the FAFSA 2026-27 application interface for Student Alex Tran. At the top, the FAFSA logo and form year are on the left, and 'Save' and 'FAFSA Menu' options are on the right. A progress bar below the header shows five steps: Personal Circumstances (completed), Demographics (current), Financials, Colleges, and Signature. The main content area is titled 'Student Citizenship Status' with an information icon. Three radio button options are listed: 'U.S. citizen or national' (selected), 'Eligible noncitizen', and 'Neither U.S. citizen nor eligible noncitizen'. At the bottom, there are 'Previous' and 'Continue' buttons.

FAFSA[®] FORM 2026-27 Student Alex Tran Save | FAFSA Menu

Personal Circumstances Demographics Financials Colleges Signature

Student Citizenship Status ⓘ

U.S. citizen or national

Eligible noncitizen

Neither U.S. citizen nor eligible noncitizen

Previous Continue

Independent Student: Parent Education Status

The student is asked about their parents' education status. The student selects the "Neither parent attended college" option.

The screenshot displays the FAFSA 2026-27 application interface for Student Alex Tran. The progress bar at the top indicates the following steps: 1. Personal Circumstances (completed), 2. Demographics (current step), 3. Financials, 4. Colleges, and 5. Signature. The main heading is "Parent Education Status". The question is "Did either of the student's parents attend college or complete college?". There are four radio button options: "Neither parent attended college" (selected), "One or both parents attended college, but neither parent completed college", "One or both parents completed college", and "Don't know". At the bottom, there are "Previous" and "Continue" buttons.

FAFSA[®] FORM 2026-27 Student Alex Tran Save | FAFSA Menu

1 Personal Circumstances 2 Demographics 3 Financials 4 Colleges 5 Signature

Parent Education Status

Did either of the student's parents attend college or complete college? ⓘ

Neither parent attended college

One or both parents attended college, but neither parent completed college

One or both parents completed college

Don't know

Previous Continue

Independent Student: Parent Killed in Line of Duty

Since the student is under the age of 33, the student is asked if their parent was killed in the line of duty. The student selects the "No" option.

The screenshot shows the FAFSA 2026-27 application interface for Student Alex Tran. The progress bar indicates the following steps: 1. Personal Circumstances (completed), 2. Demographics (current step), 3. Financials, 4. Colleges, and 5. Signature. The question is: "Was the student's parent or guardian killed in the line of duty while either (1) serving on active duty as a member of the U.S. armed forces on or after the events of 9/11, or (2) performing official duties as a public safety officer? ⓘ". A note below the question states: "Public safety officers include law enforcement officers, firefighters, and emergency service workers." The "No" radio button is selected. Navigation buttons for "Previous" and "Continue" are visible at the bottom.

FAFSA[®] FORM 2026-27 Student Alex Tran Save | FAFSA Menu

1 Personal Circumstances 2 Demographics 3 Financials 4 Colleges 5 Signature

Parent Killed in Line of Duty

Was the student's parent or guardian killed in the line of duty while either (1) serving on active duty as a member of the U.S. armed forces on or after the events of 9/11, or (2) performing official duties as a public safety officer? ⓘ

Public safety officers include law enforcement officers, firefighters, and emergency service workers.

Yes No

Previous Continue

Independent Student: High School Completion Status

The student is asked about what their high school completion status will be when the student starts the 2026–27 school year. The student selects the "High school diploma" option.

The screenshot shows the FAFSA 2026-27 application interface for Student Alex Tran. The progress bar indicates the following steps: 1. Personal Circumstances (completed), 2. Demographics (current step), 3. Financials, 4. Colleges, and 5. Signature. The question asks: "What will the student's high school completion status be at the beginning of the 2026–27 school year?" The options are: "High school diploma" (selected), "State-recognized high school equivalent (e.g., GED certificate)", "Homeschooled", and "None of the above". Navigation buttons for "Previous" and "Continue" are visible at the bottom.

FAFSA[®] FORM 2026–27 Student Alex Tran Save FAFSA Menu

1 Personal Circumstances 2 Demographics 3 Financials 4 Colleges 5 Signature

Student High School Completion Status

What will the student's high school completion status be at the beginning of the 2026–27 school year? ⓘ

High school diploma

State-recognized high school equivalent (e.g., GED certificate)

Homeschooled

None of the above

Previous Continue

Independent Student: High School Information

Because the student selected "High school diploma," the student is asked to select the high school from which they did or will graduate. The student enters the high school's state and city. After selecting "Search," the student selects the correct high school from the search results.

FAFSA[®] FORM 2026-27 Student Alex Tran Save FAFSA Menu

Personal Circumstances **Demographics** Financials Colleges Signature

Student High School Information

From what high school did or will the student graduate? ⓘ

State
Alabama (AL)

City
Fultondale

High School Name optional
Mt Olive Academy

Previous Continue

FAFSA[®] FORM 2026-27 Student Alex Tran Save FAFSA Menu

Personal Circumstances **Demographics** Financials Colleges Signature

Student High School Information

From what high school did or will the student graduate? ⓘ

State
Alabama (AL)

City
Fultondale

High School Name optional
Mt Olive Academy

Mt Olive Academy
Fultondale, Alabama (AL)

Search Again

Previous Continue

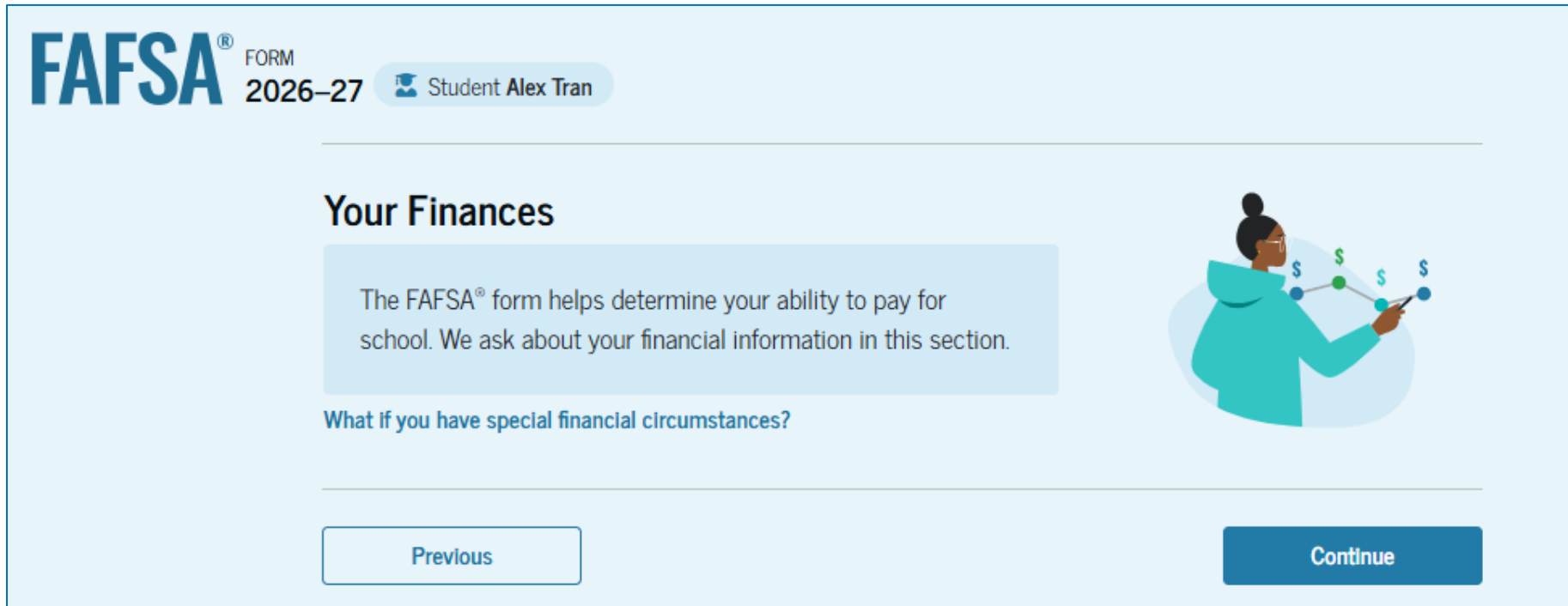
Independent Student: Confirms High School

The student has the option to edit the high school information presented on this page by selecting "Edit," which will return the student to the high school information page. The student confirms the high school information and selects "Continue" to proceed to the next section.

The screenshot shows the FAFSA 2026-27 interface for Student Alex Tran. At the top, there is a progress bar with five steps: 1. Personal Circumstances (checked), 2. Demographics (active), 3. Financials, 4. Colleges, and 5. Signature. Below the progress bar, the heading "Confirm Your High School" is displayed, followed by the instruction: "Verify that your high school information below is correct. Once you're ready, select 'Continue' and we'll add it to your FAFSA® form." The form fields are: High School Name (Mt Olive Academy, with an "Edit" link), City (Fultondale), and State (AL). At the bottom, there are two buttons: "Previous" and "Continue".

Introduction: Independent Student Financials

This is the first page within the "Your Finances" section; it provides an overview of the section. The student can select the hyperlink to learn about special financial circumstances.



FAFSA[®] FORM 2026-27 Student Alex Tran

Your Finances

The FAFSA[®] form helps determine your ability to pay for school. We ask about your financial information in this section.

[What if you have special financial circumstances?](#)

Previous Continue

Independent Student: Federal Benefits

The student is asked if the student or anyone in their family has received federal benefits. The student selects “None of these apply.”

The screenshot shows the FAFSA 2026-27 interface for Student Alex Tran. The progress bar indicates the user is on the 'Financials' step (3 of 5). The 'Federal Benefits Received' section contains a green informational box stating that the responses won't reduce federal student aid eligibility. Below this, a question asks if the student or anyone in their family received benefits from any of the following federal programs during 2024 or 2025. The list of programs includes: Earned Income Credit (EIC), Federal Housing Assistance, Free or Reduced Price School Lunch, Medicaid, Refundable Credit for Coverage Under a Qualified Health Plan (QHP) or Health Insurance Subsidy, Supplemental Nutrition Assistance Program (SNAP), Supplemental Security Income (SSI), Temporary Assistance for Needy Families (TANF), and Special Supplemental Nutrition Program for Women, Infants, and Children (WIC). The 'None of these apply.' option is selected.

Independent Student: Tax Filing Status

This page asks the student about their tax filing status. The student selects "No" to "Did or will the student file a 2024 IRS Form 1040 or 1040-NR?" Because of this selection, the student is asked if they earned income in a foreign country, were employed by an international organization but not required to report income on any tax return, or filed a tax return with Puerto Rico or another U.S. territory. The student selects "No."

FAFSA[®] FORM 2026-27 Student Alex Tran Save FAFSA Menu

1 Personal Circumstances 2 Demographics 3 Financials 4 Colleges 5 Contributor Invite 6 Signature

Student Tax Filing Status

Did or will the student file a 2024 IRS Form 1040 or 1040-NR? ⓘ

Yes No

Did the student earn income in a foreign country in 2024, were they employed by an international organization but not required to report their income on any tax return, or did they file a tax return with Puerto Rico or another U.S. territory? ⓘ

Examples of international organizations include the United Nations, World Bank, and the International Monetary Fund.

Yes No

Previous Continue

Independent Student: Number in College

This page asks the student how many people in the family will be in college between July 1, 2026, and June 30, 2027. The student enters a response in the entry field.

The screenshot shows the FAFSA 2026-27 interface for Student Alex Tran. At the top, the FAFSA logo and 'FORM 2026-27' are on the left, and 'Student Alex Tran' is in the center. On the right, there are 'Save' and 'FAFSA Menu' buttons. Below the header is a progress bar with six steps: Personal, Demographics, Financials (current step, highlighted in blue), Colleges, Contributor Invite, and Signature. The 'Number in College' question is displayed below the progress bar. The question asks: 'Out of the 2 people in the student's family, how many will be in college between July 1, 2026, and June 30, 2027?'. A note below the question states: 'Always include the student applicant. Also include the student's spouse, children, or other dependents if they will also be in college during this time.' The answer field contains the number '1'. At the bottom, there are 'Previous' and 'Continue' buttons.

FAFSA[®] FORM 2026-27 Student Alex Tran Save | FAFSA Menu

Personal Demographics **Financials** Colleges Contributor Invite Signature

Circumstances

Number in College

Out of the 2 people in the student's family, how many will be in college between July 1, 2026, and June 30, 2027?

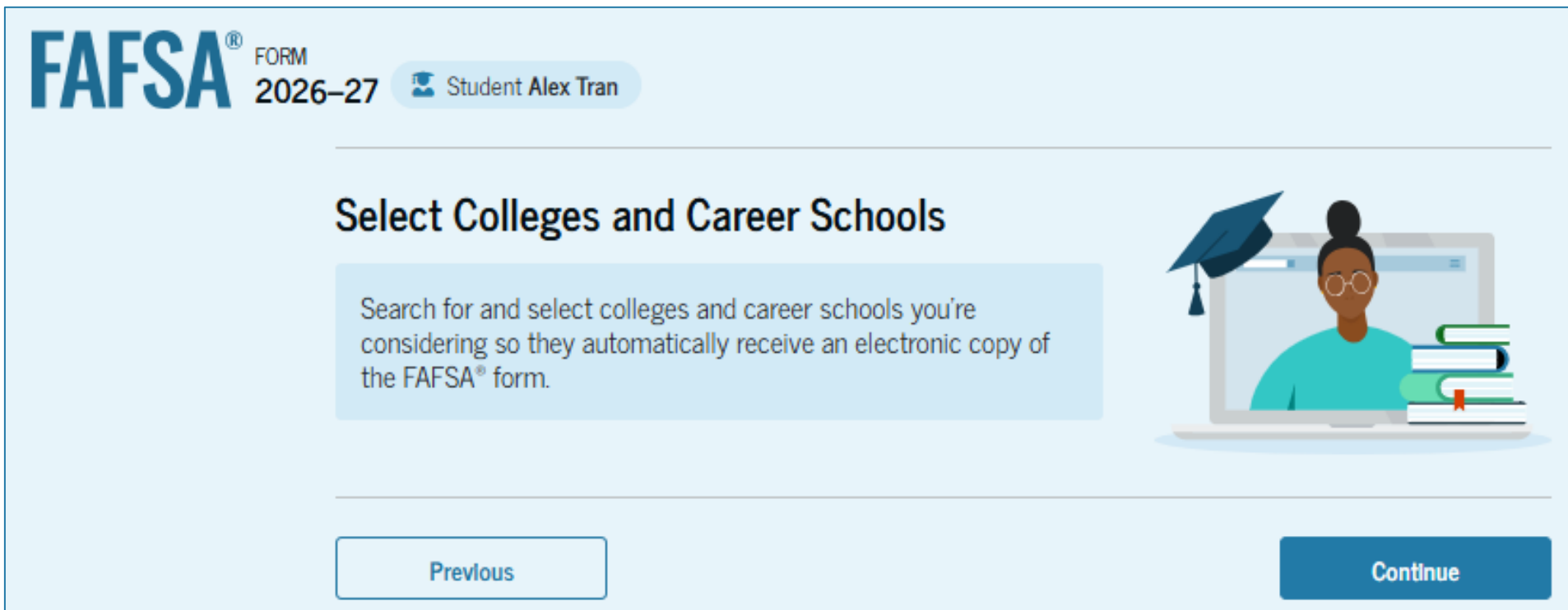
Always include the student applicant. Also include the student's spouse, children, or other dependents if they will also be in college during this time.

1 ⓘ

Previous Continue

Introduction: Independent Student Select Colleges

This is the first page in the "Select Colleges and Career Schools" section. It provides an overview of the section.



The screenshot shows the FAFSA 2026-27 interface. At the top left, it displays 'FAFSA[®] FORM 2026-27' and the user's name 'Student Alex Tran'. The main heading is 'Select Colleges and Career Schools'. Below this, a light blue box contains the text: 'Search for and select colleges and career schools you're considering so they automatically receive an electronic copy of the FAFSA[®] form.' To the right of this text is an illustration of a person with glasses and a graduation cap, sitting at a desk with a laptop and books. At the bottom of the page, there are two buttons: 'Previous' on the left and 'Continue' on the right.

Independent Student: College Search

The student is asked to search for the colleges, career schools, or trade schools that will receive their FAFSA® information. The student searches for a school by entering a state, city, and/or school name. After selecting "Search," the student selects the correct school(s) from the search results. Students can send their FAFSA information to a maximum of 20 schools. The student must add at least one school to continue.

FAFSA® FORM 2026-27 Student Alex Tran Save FAFSA Menu

Personal Circumstances Demographics Financials **Colleges** Signature

Where should we send the FAFSA® information?
Add at least one college or career school now.

You can add or remove schools before and after submitting your form.
You can add up to 20 schools. List any schools you're considering, even if you're not certain you'll apply to them. [Find tips for searching for colleges or career schools.](#)

0 out of 20 schools selected View Selected Schools

Search by State Enter School Code

State
ca

California (CA)

Previous Continue

Ventura Adult and Continuing Education
Ventura, California (CA) Federal School Code 030847 Selected

Tri-community Adult Education
Covina, California (CA) Federal School Code 036503 Selected

West Coast Barber College
Oceanside, California (CA) Federal School Code 043076 Selected

Folsom Lake College
Folsom, California (CA) Federal School Code 038713 + Select

California State University Channel Isla
Camarillo, California (CA) Federal School Code 039803 + Select

Search and Select More Schools

< Previous 1 2 3 4 5 Next >

Previous Continue

3 out of 20 schools have been selected

Independent Student: Selected Colleges

The student can view the school(s) they selected. If 20 schools were not selected, the student has the option to search and select more schools, and, in some states, the student has the option to reorder the list of selected schools.

FAFSA FORM 2026-27 Student Alex Tran Save | FAFSA Menu

Personal Demographics Financials **4** Colleges Contributor Invite Signature 6

Selected Colleges and Career Schools

These are the colleges and career schools that you've selected to receive the FAFSA[®] form.

Review this list of schools and confirm your selection(s).

3 out of 20 schools selected

Showing 1 to 3 of 3

Ventura Adult and Continuing Education Ventura, California (CA)	Federal School Code 030847	Remove	View Information
Tri-community Adult Education Covina, California (CA)	Federal School Code 036503	Remove	View Information
West Coast Barber College Oceanside, California (CA)	Federal School Code 043076	Remove	View Information

[Search and Select More Schools](#)

[Previous](#) [Continue](#)

Independent Student: Review Page

The review page displays the responses that the student has provided in the FAFSA® form. The student can view all responses by selecting "Expand All" or expand each section individually. To edit a response, the student can select the question's hyperlink to be taken to the corresponding page.

The screenshot shows the FAFSA 2026-27 review page for Student Alex Tran. The page header includes the FAFSA logo, the form year (2026-27), the student's name, and options to save or view the FAFSA menu. A main heading reads "Continue To Sign Your Form" with a sub-message: "Here's a summary of the information you provided on the FAFSA® form. Continue once you're ready to submit." An illustration of two people riding bicycles is shown to the right. Below this is a green instruction box: "Scroll To Continue. After reviewing your answers, scroll to the bottom of the page and select 'Continue.' Then, sign your section of the FAFSA form." The "Student Sections" are listed, each with a green checkmark and a dropdown arrow, and an "Expand All" link is visible. The sections are: Introduction Personal Identifiers, Section 1 Personal Circumstances, Section 2 Demographics, Section 3 Financials, and Section 4 Colleges. At the bottom, there are "Previous" and "Continue" buttons.

Section	Status	Action
Introduction Personal Identifiers	Completed	Expand
Section 1 Personal Circumstances	Completed	Expand
Section 2 Demographics	Completed	Expand
Section 3 Financials	Completed	Expand
Section 4 Colleges	Completed	Expand

Independent Student: Signature

On this page, the student reviews the terms and conditions of the FAFSA® form and what they'll agree to when the student signs the form.

FAFSA FORM 2026-27 Student Alex Tran Save FAFSA Menu

Personal Circumstances Demographics Financials Colleges **Signature**

Sign and Submit the FAFSA® Form

Summary

This page confirms that you understand the terms and conditions of the FAFSA® form and filled out the form accurately to the best of your ability.

The FAFSA form is a legal document you will electronically sign with your StudentAid.gov account username and password (FSA ID). Because your FSA ID is associated with your personal information, do not share it with anyone.

By signing this application electronically using your FSA ID, YOU, THE STUDENT, certify that you

- will use federal and/or state student aid only to pay the cost of attending an institution of higher education,
- are not in default on a federal student loan or have made satisfactory arrangements to repay it,
- do not owe money back on a federal student grant or have made satisfactory arrangements to repay it,
- will notify your school if you default on a federal student loan, and
- will not receive a Federal Pell Grant from more than one school for the same period of time.

By signing this application electronically using your StudentAid.gov account username and password, you certify that all of the information you provided is true and complete to the best of your knowledge and you agree, if asked, to provide

- information that will verify the accuracy of your completed form, and
- U.S. or foreign income tax forms that you filed or are required to file.

Independent Student: Signature (Continued)

This is a continuation of the student signature page. After agreeing to the terms and conditions of the FAFSA® form and digitally signing, the student can submit their sections of the FAFSA form. Since all required sections are complete, the student can both sign and submit the FAFSA form.

If you sign this application or any document related to the federal student aid programs electronically using a username and password and/or any other credential, you certify that you are the person identified by the username and password, and/or any other credential and have not disclosed that username and password, and/or any other credential to anyone else. If you purposefully give false or misleading information, including applying as an independent student without meeting the unusual circumstances required to qualify for such a status, you may be subject to criminal penalties under 20 U.S.C. 1097, which may include a fine up to \$20,000, imprisonment, or both.

Additionally, by signing this application electronically using your FSA ID, you authorize the U.S. Department of Education to disclose all information provided on this application, as required under Section 483(a)(2)(D)(i) of the *Higher Education Act of 1965*, as amended, to the institutions you have identified herein, state higher education agencies (in your state of residence and the states in which the institutions identified herein are located), and designated scholarship organizations to assist with the application, award, and administration of federal, state, or institutional financial aid programs and designated scholarship programs. Notwithstanding this authorization, the name of an institution that you select to authorize such disclosure shall not be shared with any other institution.

Sign and Submit Your FAFSA® Form

I, Alex Tran, agree to the terms outlined above.

Previous

Sign and Submit

Independent Student: Confirmation Page

The student is presented with the confirmation page. This page displays information for the student about the completion date and data release number for their FAFSA® form, along with an estimate for the student's Student Aid Index. The student is informed they may be eligible for a Federal Pell Grant, which may be a result of their negative SAI.

The screenshot shows the FAFSA 2026-27 Confirmation Page for Student Alex Tran. The page features a celebratory banner with hot air balloons and the text "Congratulations, the FAFSA® Form Is Complete!". Below the banner, the student's name "Alex Tran" is displayed. A table provides key information:

Completion Date	Data Release Number	Estimated Student Aid Index (SAI)
07/17/2025	8083	-1500

A note states: "The estimated SAI is subject to change based on final processing of your FAFSA form. The SAI is not a measure of how much student aid you'll receive or how much you'll pay for college or career school. Schools use your SAI to determine your federal student aid eligibility."

A white box highlights: "Based on the eligibility criteria, you may be eligible for a Federal Pell Grant of up to \$7395.00. You may also be eligible for other federal, state, or institutional grants, scholarships, and/or work-study programs."

The "What Happens Next" section includes:

- Check Your Email:** You will receive an email version of this confirmation page at the following email address: test592345879@testcod.edu.
- Track the Status of Your Form:** In one to three days, your FAFSA form will be processed and made available to your schools. Check the status of your form by logging in to StudentAid.gov and selecting your FAFSA submission from the "My Activity" section of your account Dashboard.
- You Will Receive School Communications:** We use the information collected on your FAFSA form to calculate your Student Aid Index (SAI). The SAI lets schools determine the aid you're eligible to receive. Your schools will reach out to you if they need more information. They will also contact you with your financial aid offers. Once received, you can contact their financial aid offices directly to ask questions about their student aid packages.

At the bottom, there is a section titled "Track and Manage Your FAFSA® Form" with a "View Status" button and the text: "You can check the status of your application in the 'My Activity' section of your account Dashboard. We will let you know if we need anything more from you."

Independent Student: Confirmation Page (Continued)

This is a continuation of the student section complete page. This page displays information for the student about next steps, including checking their email, tracking the FAFSA® form, and receiving communications from their school(s).

What Happens Next



Check Your Email

You will receive an email version of this confirmation page at the following email address:
599888614test@testcor.eru.



Track the Status of Your Form

In one to three days, your FAFSA form will be processed and made available to your schools. Check the status of your form by logging in to StudentAid.gov and selecting your FAFSA submission from the "My Activity" section of your account Dashboard.



You Will Receive School Communications

We use the information collected on your FAFSA form to calculate your Student Aid Index (SAI). The SAI lets schools determine the aid you're eligible to receive. Your schools will reach out to you if they need more information. They will also contact you with your financial aid offers. Once received, you can contact their financial aid offices directly to ask questions about their student aid packages.

Track and Manage Your FAFSA® Form

You can check the status of your application in the "My Activity" section of your account Dashboard. We'll let you know if we need anything more from you.

[View Status](#)